

The Hong Kong University of Science and Technology

Student Feedback Questionnaire

Instructor - Section Report

FALL 2021-22

Survey period: 16 November 2021 - 30 November 2021

CHUNG, Kai Lun Peter

COMP-3511-LA1 Operating Systems

30 student(s) have evaluated the course.





80 student(s) have not evaluated the course.

Percentage of enrolled students responding: 27.3% (30/110)

Adjusted percentage $\hat{}$ of enrolled students responding: 25.5% (28/110)

About the TA

Q1. Please rate the TA overall:

		Weight	Count	Percentage	
A	Very Good	100.0	20	66.7%	
B		75.0	7	23.3%	
C		50.0	2	6.7%	
D		25.0	0	0.0%	
E	Very Bad	0.0	0	0.0%	
NA	Not Applicable		1	3.3%	
	Total		30	100.0%	

	Regular		Adjusted $\hat{}$	
Statistics	Mean	SD	Mean	SD
Survey	90.52	15.55	91.67	13.87
Section	75.51	22.18	-	-
Course	75.89	23.52	-	-

Q2. What was good about the TA?

1. Explain everything clearly and help students to understand the abstract concepts.
2. Good teaching skill, explain things clearly.
3. He explains the materials in an interesting and clear way
4. He gave different concrete examples when explaining different topics, allowing students to better understand the abstract topics of OS.
5. Interesting tutorial material and clear explanation for the lecture content
6. N/A
7. NA
8. Peter seems to be extremely passionate towards teaching. His explanations are clear and clears up a lot of confusion towards some of the more complicated concepts. Also does ACTUAL demo instead of only reading the slides, which is a rare trait. They say it is way easier to look at the bad than the good. I tried my best to write as many good things that I spotted. Thank you Peter!!!!
9. Teaches with hearts, and detail presentation in lab, which actually helps me to have a further understanding.
10. The labs were interesting and helpful. He explained important things in detail and clearly and made sure everyone understands.
11. attractive teaching
12. interesting and explains things in detail

Q3. How might the TA improve?

1. English pronunciation can be improved
2. Good enough
3. N/A
4. NA
5. No improvement is needed
6. Please do more lab sessions :)
7. very good already

Note: Please note that the aggregate statistics for department, school and university will be subjected to an updating and finalized on 27 January 2022

^ Explanatory notes on adjusted percentage, mean and SD (collectively referred to as "adjusted statistics" below):

1. Adjusted statistics are calculated to provide a reference with extreme responses being excluded.
2. If a survey recorded 3 or more responses, the top 1.5% AND bottom 1.5% responses will be discarded. The number of discarded response(s) of each end is rounded UP to the nearest integer. The resultant data set will then be used to calculate adjusted statistics in this report.
3. Adjusted statistics will be provided up to course level if and only if they meet the following conditions:

Level of adjusted statistics	Conditions
Survey level	The survey receives 3 or more responses.
Section level	(1) All surveys receive 3 or more responses; AND (2) This section is taught by One instructor, teaching support staff, or teaching assistant.
Course level	(1) All surveys receive 3 or more responses; AND (2) This course is taught by One instructor, teaching support staff, or teaching assistant.

If no adjusted statistics is provided, it will be marked as "-" in this report.

Report prepared by OIR
15 December 2021