

# The Hong Kong University of Science and Technology

## Student Feedback Questionnaire

### Instructor - Section Report

FALL 2021-22

Survey period: 16 November 2021 - 30 November 2021

CHUNG, Kai Lun Peter

#### **COMP-3511-LA2 Operating Systems**

30 student(s) have evaluated the course.





51 student(s) have not evaluated the course.

Percentage of enrolled students responding: 37.0% (30/81)

Adjusted percentage <sup>^</sup> of enrolled students responding: 34.6% (28/81)

#### About the TA

Q1. Please rate the TA overall:

		Weight	Count	Percentage	
A	Very Good	100.0	20	66.7%	
B		75.0	6	20.0%	
C		50.0	3	10.0%	
D		25.0	0	0.0%	
E	Very Bad	0.0	0	0.0%	
NA	Not Applicable		1	3.3%	
	Total		30	100.0%	

	Regular		Adjusted <sup>^</sup>	
Statistics	Mean	SD	Mean	SD
Survey	89.66	17.06	90.74	15.73
Section	75.89	25.87	-	-
Course	75.89	23.52	-	-

Q2. What was good about the TA?

1. Everything
2. He gave clear and great tutorials.
3. No comments.
4. The explanation of the concepts is clear and thorough.
5. Very clear teaching, very responsible
6. good example easy to understand his explanation

Q3. How might the TA improve?

1. Constant mispronunciation of the word "orphan" (in orphan process) as "OH-fuhn"
2. Couldn't image being better
3. NA
4. No comments.

Note: Please note that the aggregate statistics for department, school and university will be subjected to an updating and finalized on 27 January 2022

<sup>^</sup> Explanatory notes on adjusted percentage, mean and SD (collectively referred to as "adjusted statistics" below):

1. Adjusted statistics are calculated to provide a reference with extreme responses being excluded.
2. If a survey recorded 3 or more responses, the top 1.5% AND bottom 1.5% responses will be discarded. The number of discarded response(s) of each end is rounded UP to the nearest integer. The resultant data set will then be used to calculate

*adjusted statistics in this report.*

3. *Adjusted statistics will be provided up to course level if and only if they meet the following conditions:*

<i>Level of adjusted statistics</i>	<i>Conditions</i>
<i>Survey level</i>	<i>The survey receives 3 or more responses.</i>
<i>Section level</i>	<i>(1) All surveys receive 3 or more responses; AND (2) This section is taught by One instructor, teaching support staff, or teaching assistant.</i>
<i>Course level</i>	<i>(1) All surveys receive 3 or more responses; AND (2) This course is taught by One instructor, teaching support staff, or teaching assistant.</i>

*If no adjusted statistics is provided, it will be marked as "-" in this report.*

*Report prepared by OIR  
15 December 2021*